



C300


S
E
M
I



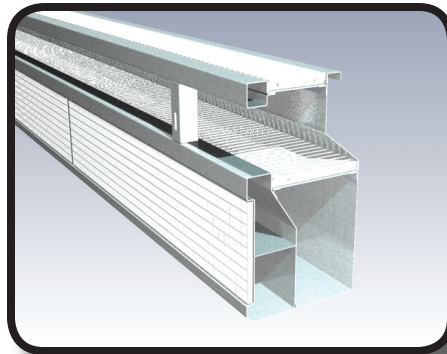
5"
D
T
W



F
U
L
L
Y



T
I
L
E



The **C300** three-channel perimeter is a high capacity system designed to control dynamic surge through the use of an integrated Auxiliary Surge Recovery (“ASR”) chamber. Excess water in the overflow channel is drawn by positive suction into the covered ASR chamber when triggered by an automatic level sensor and returned immediately to the pool. The **C300** insures that the water level is maintained at the rim, minimizes rebound of waves off the pool wall, and prevents the gutter from ever flooding. The result is the smoothest, fastest water surface for competition pools, and the most pleasant experience possible for swimmers using the pool for recreation.

The **C300** offers an optional removable tile insert installed in the face of the perimeter to match a tiled pool interior or deck, and to provide a textured surface for flip turns.

All the standard Paddock features are included with the **C300**: jet wash fittings to enhance recirculation and prevent algae growth, protective PVC grating with 32% open area, nylon inlet nozzles, slip resistant surfaces, and surge weirs (if desired).



555 Paddock Parkway - Rock Hill, SC 29730
Ph: 803-324-1111 - Fx: 803-324-1116

Drawing Description

Job Name:

Location:

SPECIFICATIONS

D. C300 (formerly "IFRS-ASR System 3") Perimeter Recirculation System

A factory fabricated competition perimeter overflow system consisting of a PVC covered stainless steel overflow channel, an auxiliary surge recovery (ASR) chamber, and an integral filtered water supply channel according to the details shown on the project drawings shall be supplied around the entire perimeter of the pool. Single-channel systems, or multi-channel systems requiring field fabricated sections, shall not be acceptable. The system shall be the C300 ("IFRS-ASR") Perimeter as manufactured by Paddock Pool Equipment Co., Inc., of Rock Hill, SC.

D.01 Anchorage

The entire perimeter overflow system section shall be anchored to the pool structure with commercial quality threaded stainless steel rods (or U-bars, if shown on the drawings) installed as shown on the plans and fastened to the pool reinforcing steel, thus forming a continuous perimeter section. These anchors shall be placed at the corners and on a maximum of 4-foot centers around the pool.

D.02 Filtered Water Supply Channel

The filtered water return tube shall be fitted with variable sized nylon jet inlet nozzles sized for the flow requirements of the pool. Inlets shall be spaced not more than 36" on center around the entire pool perimeter except where expressly deleted. These inlet jets shall be installed so as to provide a stream of filtered chlorinated water on a fixed 45° angle directed toward the bottom of the pool. The filtered water supply conduit shall be machine welded using the TIG process by the manufacturer in his plant and pressure tested prior to shipment. Field welded pressure conduits shall not be acceptable.

D.03 Auxiliary Surge Recovery Chamber

The ASR chamber shall be formed of stainless steel and shall be welded to the filtered water supply channel using a common bottom. The ASR chamber shall be factory welded and tested prior to shipment. Transverse weld joints between sections shall be fitted with a port for easy inspection of the internal weld between the filtered water supply channel and the ASR chamber.

D.031 Auxiliary Surge Recovery Pump

The ASR pump shall automatically draw water from the ASR chamber and discharge it as shown on the drawings. The vertically-oriented pump shall be installed as an integral component of the filter for direct connection to the ASR chamber. The start and stop controls shall be supplied by the pool contractor for installation and wiring by the electrical contractor. The pump model and characteristics shall be as shown on the drawings.

D.04 Overflow Channel

The main overflow channel shall be fitted with jet flow nozzles to provide a constant stream of filtered chlorinated water in the channel to prevent any stagnation or build-up of dirt, as shown on the plans. All areas of the gutter shall be accessible for inspection and cleaning. The overflow channel shall be covered by a protective grating formed of extruded PVC sections comprised of 5/8" wide, 1" deep extruded I-beam ribs placed perpendicular to the pool perimeter for maximum efficiency in quelling waves. The top shall be serrated to create a non-skid surface. The open area of the grating shall not be less than 32%. The grating shall be white unless otherwise specified on the plans.

D.041 Surge Weirs (optional)

Surge control weirs shall be installed in the perimeter overflow system as shown on the drawings. They shall be located to provide a surface cleaning action when the water level is below the perimeter overflow system lip during periods of non-use. The weir gate shall close automatically as the water level in the pool rises, thus allowing the pool to be operated at rim level for competition without flooding the overflow channel. The system specified provides for automatic closing of surge weirs for rim flow operation without raising the water level in the perimeter channel, thus providing minimum perimeter surge containment of approximately 5 gallons per foot of perimeter to prevent momentary surcharging of the perimeter overflow system channel and to provide capacity for wave entrapment and quelling during competition. The surge control weirs shall be responsive only to changes in water level within the pool. Weirs responsive only to changes in water level in the perimeter overflow channel shall not be acceptable. The flow through each weir shall be designed to be 50 GPM. The system specified provides "in-pool" surge capacity of one gallon per square foot of pool surface area and quiescent surface cleaning in a manner which permits water displaced by bathers and their dynamic surge to remain within the pool structure.

D.042 Tile Insert (optional)

The face of the perimeter shall be formed to accept a 9-inch band of 1" x 1" ceramic tile. The tile shall be American Olean Unglazed Porcelain Ceramic Mosaic Abrasive for added slip resistance. A color chart must be provided at the time of submittal by the supplier of the perimeter. The tile shall be thin set in a bed of American Olean 2000 epoxy adhesive with a latex grout. The tile sections shall be removable for cleaning or maintenance.

D.05 Materials

The C300 ("IFRS-ASR") Perimeter sections shall be fabricated entirely from Type 316L stainless steel with a finish similar or equal to a #3 polished (100 mesh abrasive) finish. The 1 1/2" X 3/16" angle anchors and all stiffener brackets shall be stainless steel.

D.06 Finish

The low carbon stainless steel C300 ("IFRS-ASR") System components shall be cleaned and polished to present a substantially uniform finish.

D.07 Accessories

The perimeter system shall be fitted with stainless steel converters, jet wash fittings, surge weirs, and lane line anchors as necessary to achieve proper performance and design. Quantities, locations, and descriptions shall be as shown on the plans.

D.08 Guarantee

The equipment manufacturer shall guarantee in writing that if the system is operated in accordance with written instructions given and accepted by the Owner, it will perform in complete accord with the specifications.

D.09 Installation

All work covered under this section shall be performed by an authorized licensee of the manufacturer or by the manufacturer acting as a subcontractor to the Pool Contractor. All installation is to be performed by a welder with at least five years experience in the field welding stainless steel recirculating systems. Strict procedures for welding, brushing, blending, testing, and cleaning shall be provided by the manufacturer. The pool contractor shall perform all required grouting and caulking of the C300 ("IFRS-ASR") Perimeter as shown on the plans.

D.010 Engineering Services

The pool contractor shall supply the services of a competent and experienced field engineer to test and inspect the completed installation, place it in operation, and given operating instructions relative to its care and use.